

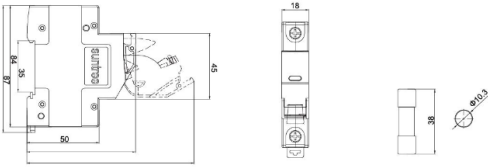
MODEL MEANING

S	RD	30
Enterprise code	Design Number	Frame Rated Current

FUNCTION AND SCOPE OF APPLICATION

This series of fused switch-disconnector is a fuse holder specifically designed for the photovoltaic industry. This series of products can incorporate fuses and is used for overcurrent protection in main circuits and equipment with a rated voltage not exceeding DC 1000V, a rated current not exceeding 30A, and a rated short-circuit capacity not exceeding 30kA. Mainly used in energy storage systems, solar photovoltaic combiner boxes, as short circuit and overload protection for solar photovoltaic power generation devices, batteries and other semiconductor equipment.

DIMENSIONS (MM)



DC FUSE

• SRD-30




13
14




TECHNICAL PARAMETERS

Model	SRD-30 (Fused switch-disconnector)	
Normative references	IEC/EN60947-1 IEC/EN 60947-3	
Rated insulation voltage (Ui)	1200V	
Rated operational voltage (Ue)	DC1100V	
Rated operating current (Ie)	1A-30A	
Impulse withstands voltage (Uimp)	6kV	
Rated accepted dissipative power	≤4W	
Number of poles	1P	
Rated limited short-circuit current	30kA	
Matched fuse size	φ10×38mm	
Protection class	IP20	
Use category:	PV-0	
Installation Method	35mm DIN rail	
Wiring capacity	1-10mm ²	
Wiring screw/Terminal block torque	M5 / 1.8-2.3N.m	
Stripped wire length	13mm	



Model	SRF-30 (Fuse Link)	
Normative references	EN 60269-1 EN 60269-6	
Rated operational voltage (Ue)	DC1000V	
Rated operating current (Ie)	6A- 8A- 10A- 12A- 15A- 16A- 20A- 25A- 30A- 32A	
Rated accepted dissipative power	≤4W	
Rated limited short-circuit current	20kA	
Matched fuse size	φ10×38mm	
Use category	PV-0	



NORMAL USE AND INSTALLATION CONDITIONS

- Operating temperature -5℃ ~ +40℃
- Altitude: ≤ 2,000m
- Pollution degree: Level 3
- Installation category: Class II, Class III
- Installation method: Installed on the standard guide rail, the standard guide rail should meet the requirements of TH35-7.5 type in JB6525-1992;
- The product should generally be installed vertically, and there should be no significant shock and vibration at the installation place;

